

ООО «ТИ-СИСТЕМС» ИНЖИНИРИНГ И ПОСТАВКА ТЕХНОЛОГИЧЕСКОГО ОБОРУДОВАНИЯ
Интернет: www.tisys.ru www.tisys.kz www.tisys.by www.tesec.ru www.ти-системс.рф
Телефоны: +7 (495) 7774788, 7489626, (925) 5007155, 54, 65
Эл. почта: info@tisys.ru info@tisys.kz info@tisys.by



Air Makina San. ve Tic. Ltd. Şti

Product Catalogue



Air Makina San. ve Tic. Ltd. Şti



We Are Strong With Together



About Us

Anka Industrial Machinery Compressed Air and Gas Solutions Industry Trade Limited company was established in Istanbul.

Anka, with is more than 10 years of experience in the sector, by contributing to knowledge and education, it sets out with the aim of producing the best quality and most efficient machine and system solutions for the world.

Our Company provides services in terms of benefiting from quality education from production facilities and benefiting from production. Customer satisfaction is provided at the highest level thanks to the solutions offered at the production facilities.

The source of our successes and the solutions we offer to the industry is reserved in the value we give to our colleagues and business partners.

Anka as company aims to produce sustainable solutions with the vision of quality and efficiency in its energy journey





**Quality
Unique**

Anka

Our Vision

To provide the energy necessary for sustainable growth for its stakeholders in the global sector with high quality and efficiency, as well as to be a preferred, trusted, environmentally and human-sensitive technology company with competitive power.

Our Mission

To provide innovative and reliable products and solutions with high added value to its customers at home and abroad.

its production facilities, to be a company that reduces the foreign dependency and produces products on the basis of efficiency with advancing technology and innovation, increasing the competitiveness of our customers and our stakeholders using quality products.

Our Understanding of Quality

We believe that the first thing our customers and business partners remember about us is quality and efficiency.

It's not just local and national! Our main goal is to produce quality domestic and international products

Our Advantages

Innovative and Reliable Technology

Sustainable Productivity

High Performance

Innovative and Reliable Technology

Affordable Price Due to Low Costs

ForceMachinery; provide Positioning and Production at your location.

Design

We can design the Industrial gas separation and filtration solution you need in the most convenient and optimized way with our engineering team.

Anka for sustainable solutions.

We are one step ahead in production





INSTANT SOLUTION

WE PRODUCE SOLUTIONS BY FACING PROBLEMS WITH OUR EXPERT AND PROFESSIONAL TEAM AND EQUIPMENT.

24/7 Service Support

- Expert technical service
- Online technical service
- Installation and supervision service
- Quick and effective intervention
- 10-year warranty for spare parts



OUR ADVANTAGES

- Production suitable for 24/7 operation
- Ease of use.
- Automatic operation without the need for an operator.
- Control by Touch Screen.
- Access from anywhere (PC, mobile smartphone)
- It has an automatic and reliable operating system
- NitroPlace can made special production the according to customer requirements
- It is fully automatic and production is carried out according to the 24/7 working principle.



The Future of Industrial Air & Gas Solutions is Here with Industry 4.0

Our Products

Nitrogen Generator



Oxygen Generator



**Activated Carbon Integrated
Dessicant Air Dryers**


Dessicant Air Dryers

Activated Carbon Tower Filters





Nitrogen Generator



Nitrogen Generator

It is designed to provide maximum performance and uninterrupted nitrogen production. It is manufactured with superior technology. It works with the PSA (Pressure Swing Adsorption) process. The PSA type nitrogen generator produces nitrogen from compressed air. Nitrogen molecules, which make up 78% of the air, are separated from oxygen and argon by means of a substance called a carbon molecular sieve (CMS) to obtain pure nitrogen.

It is manufactured with %100 Purity control Technology. Our Nitrogen Generators produce more Nitrogen efficiently and with maximum purity by using less compressed air compared to other Nitrogen generators on the market with their original design and Superior technology. Operating and maintenance costs are very low.

In addition to our PSA principle nitrogen generators, we also have Chromogenic liquid Nitrogen gas production systems solutions.



Low Operating and Maintenance Expenses

Long maintenance period

High-quality equipment

Economical spare parts and service costs are low

Exhaust and valve systems that do not require maintenance and replacement

Our Advantages:

Produce Your Sustainable Nitrogen Energy Yourself!

We produce nitrogen generators with a capacity range of 0.5 – 2.100 Nm³/h up to 95% – 99.999% (1 ppm) purity.

Our nitrogen generators allow you to produce high efficiency nitrogen with the purity level you need.

PSA technology guarantees that you will get the best value for your investment. A high purity rate is achieved with carbon molecular Technology.

The Nitrogen Generator is designed to work 24/7.

Get rid of foreign dependency with minimum maintenance costs. Save money by avoiding extra expenses.

You can produce your own nitrogen to eliminate filling and transfer costs.

Our nitrogen generator is designed with an automatic start and automatic stop system.

It has the feature of automatic activation when gas is needed in the facilities, and automatic standby mode when there is no need for gas.

It provides automatic start and stop according to nitrogen consumption.

Our nitrogen generators operate according to the principle of automatic purity control with a long-lasting high-quality zirconium dioxide sensor that permanently measures gas purity.

The gas is not transmitted to the plants until it reaches the desired target purity value in the nitrogen generator.

The Nitrogen Generator is delivered ready for use.

MODEL	DIMENSIONS			WEIGHT	Air Inlet Connections Size BSP Female	Electric Power	
	LENGTH	WIDTH	HEIGHT				
ANK 01	400	300	1000	45	1/4"	230 V AC 50-60 HZ	250 W
ANK 02	450	350	1150	60	1/4"	230 V AC 50-60 HZ	250 W
ANK 03	450	400	1250	80	1/2"	230 V AC 50-60 HZ	250 W
ANK 04	500	450	1350	100	1/2"	230 V AC 50-60 HZ	250 W
ANK 05	650	450	1350	120	1/2"	230 V AC 50-60 HZ	250 W
ANK 06	700	450	1450	145	3/4"	230 V AC 50-60 HZ	250 W
ANK 07	850	550	1500	210	3/4"	230 V AC 50-60 HZ	250 W
ANK 08	950	600	1650	270	3/4"	230 V AC 50-60 HZ	250 W
ANK 09	1000	650	1750	330	1'	230 V AC 50-60 HZ	250 W
ANK 10	1100	700	1900	400	1'	230 V AC 50-60 HZ	250 W
ANK 11	1100	700	2100	470	1'	230 V AC 50-60 HZ	250 W
ANK 12	1100	700	2300	540	1 1/4"	230 V AC 50-60 HZ	250 W
ANK 13	1200	800	2350	690	1 1/2"	230 V AC 50-60 HZ	250 W
ANK 14	1350	950	2350	850	1 1/2"	230 V AC 50-60 HZ	250 W
ANK 15	1450	1000	2450	1100	1 1/2"	230 V AC 50-60 HZ	250 W
ANK 16	1800	1020	2550	1600	1 1/2"	230 V AC 50-60 HZ	250 W
ANK 17	1820	1050	2600	2000	2"	230 V AC 50-60 HZ	250 W
ANK 18	1900	1110	2650	2700	2"	230 V AC 50-60 HZ	250 W
ANK 19	2000	1200	2650	3300	2"	230 V AC 50-60 HZ	250 W
ANK 20	2150	1400	2650	4000	2 1/2"	230 V AC 50-60 HZ	250 W
ANK 21	2250	1600	2700	4850	2 1/2"	230 V AC 50-60 HZ	250 W
ANK 22	2400	1750	2700	5500	3"	230 V AC 50-60 HZ	250 W
ANK 23	2500	1900	2700	6300	3"	230 V AC 50-60 HZ	250 W



Nitrogen Productions (Nm³/h)

MODEL	95%	96%	97%	98%	99%	99,50%	99,90%	99,95%	99,99%	99,995%	99,999%	99,9995%	99,9999%
ANK 01	8,00	7,1	6,30	5,50	4,20	3,40	2,35	2,00	1,6	1,15	0,85	0,75	0,50
ANK 02	15,80	14,2	12,60	11,00	8,40	6,80	4,70	4,00	3,20	2,3	1,70	1,5	1
ANK 03	31,60	28,4	25,60	22,00	16,80	13,60	9,40	8,00	6,40	4,6	3,50	3	2,1
ANK 04	47,40	42,6	37,80	33,00	25,20	20,40	14,10	12,00	9,60	6,9	5,10	4,5	3,2
ANK 05	63,20	56,8	50,40	44,00	33,60	27,20	18,80	16,00	12,80	9,2	6,80	6	4,5
ANK 06	79,00	71	63,00	55,00	42,00	34,00	23,50	20,00	16,00	11,5	8,50	7,5	6
ANK 07	110,60	99,4	88,60	77,00	58,80	47,60	32,90	28,00	22,40	16,22	12,00	10,5	8,1
ANK 08	142,10	127,8	114,20	99,00	75ZZ,60	61,20	42,30	36,00	28,80	20,7	16,00	13,5	11
ANK 09	173,70	156,2	139,80	121,00	92,40	74,80	51,70	44,00	35,20	25,3	20,00	16,5	13
ANK 10	205,20	184,6	165,40	143,00	109,40	88,40	61,10	52,00	41,60	29,9	24,00	19,5	15
ANK 11	236,70	213	191,00	165,00	126,20	102,00	70,40	60,00	48,00	34,5	28,00	22,5	18
ANK 12	268,20	141,4	216,60	187,00	143,00	115,60	79,40	68,00	54,40	39,1	32,00	25,5	21
ANK 13	347,20	312,4	279,60	242,00	185,00	149,60	102,90	88,00	70,40	50,6	40,50	33	27
ANK 14	457,80	411,8	368,20	319,00	243,80	197,20	135,80	116,00	92,80	62,1	52,50	43,5	35
ANK 15	599,90	539,6	482,40	418,00	319,40	258,40	178,10	152,00	121,60	82,8	68,50	57	45
ANK 16	742,10	667,4	596,60	517,00	395,00	319,60	220,40	188,00	150,40	103,5	84,50	70,5	55
ANK 17	884,10	795,2	710,80	616,00	470,60	380,80	262,70	224,00	179,20	124,2	100,50	84	64
ANK 18	1026,20	923	825,00	715,00	546,20	442,00	305,00	260,00	208,00	144,9	116,50	97,5	74
ANK 18	1168,30	1050,8	939,20	814,00	621,80	503,00	347,30	296,00	236,80	165,6	132,50	111	84
ANK 20	1342,00	1207	1079,00	935,00	714,20	578,00	399,00	340,00	272,00	190,7	152,50	127,5	96
ANK 19	1547,20	1391,6	1244,40	1100,00	823,60	664,40	469,40	392,00	313,60	225,4	180,50	150	113
ANK 22	1800,00	1600	1409,80	1265,00	933,00	754,80	539,80	444,00	355,20	259,9	208,50	172,5	129
ANK 23	2100,00	1800	1575,20	1430,00	1042,40	843,20	610,20	496,00	396,80	294,4	236,50	194,5	145.

COMPRESSED AIR INLET 8 BAR G

PURITY	95%	96%	97%	98%	99%	99,50%	99,90%	99,95%	99,99%	99,995%	99,999%	99,9995%	99,9999%
O₂	5%	4%	3%	2%	1%	0,50%	1000 ppm	500 ppm	100 ppm	50 ppm	10 ppm	5 ppm	1 ppm
THE RATIO OF AIR TO GAS	1,8	2	2,1	2,3	2,5	2,8	3,3	3,6	4	5,8	6,4	7,7	8,9
AMBIENT TEMPERATURE +25° C								INLET AIR Dewpoint +3° C					

AIR INLET HEAT CORRECTION FACTORS

5 C	10 C	15 C	20 C	25 C	30 C	35 C	40 C	45 C	50 C
0,85	1,03	1,02	1	1	0,93	0,87	0,72	0,6	0,52

INLENT PRESSURE AIR CORRECTION FACTORS

5 BAR	6 BAR	7 BAR	8 BAR	9 BAR	10 BAR	11 BAR
0,75	0,83	0,91	1	1,13	1,19	1,22



Onsite Nitrogen Production with Anka

Our features that make a difference

Our features that make a difference

Superior Siemens PLC and Control Panel

4" – 7" Color touchscreen color screen

7 different language options

+14 sensor inputs

Oxygen sensor with long life Zirconium dioxide structure

Modbus/Profibus/RMB

Hub box remote access, monitoring and data collection

IP55 protection standard

Long life pneumatic control valves

Dewpoint measurement at air inlet automatic protection mode

Original Design

Low Air Coefficient

Premium quality CMS

The lowest air / gas factor

Air consumption as required

High flow rate nitrogen production with smaller capacity compressors

Low energy consumption, economical production of nitrogen gas

Nitrogen gas purification unit solutions with the help of energy-saving Hydrogen gas according to demand.

Redundant Valve System in Processes Where It is Undesirable for the Nitrogen Generator to Stop During Service and Maintenance

Spare valve set

Guarantee of uninterrupted production

Ease of maintenance

Easy control

Valve connection with guaranteed leak

Perfect continuous production with long-lasting and robust piston valves

Fittings and pipes are stainless steel.

Stainless steel superior filter system in which there are no problems such as clogging and explosion in the Nitrogen Generator.

Features of Anka Nitrogen Generator

Produce Your Sustainable Nitrogen Energy Yourself!

We produce nitrogen generators with a capacity range of 0.5 – 2.100 Nm³/h up to 95% – 99.999% (1 ppm) purity.

Our nitrogen generators allow you to produce nitrogen with high efficiency with a purity level according to your demand.

PSA technology allows you to get the best value for your investment. Carbon molecular provides a high gas purity rate with technology.

The Nitrogen Generator is manufactured according to the 24/7 Working system.

Evade of external dependence with minimal maintenance costs. Provide savings by getting rid of extra expenses.

Produce your own nitrogen on site to eliminate filling and transferring costs.

Nitrogen generator is produced according to automatic start and automatic stop system. It provides automatic start and stop according to nitrogen consumption.

The Nitrogen Generator is delivered ready for use.



Air Makina San. ve Tic. Ltd. Şti

PROVIDES INDUSTRIAL SOLUTIONS



Online Access

Siemens PLC HMI 7"



Online Mobile Access Opportunity



WE QUICKLY CREATE SOLUTIONS TO PROBLEMS BY QUICKLY CONNECTING TO ANYWHERE IN THE WORLD WITH REMOTE CONNECTION.

THE SIMPLE AND EASY MANAGEMENT PANEL SAVES TIME BY OVERCOMING PROBLEMS.



Applications of Sector

- CHEMICAL INDUSTRY
- FOOD INDUSTRY
- LASER CUTTING INDUSTRY
- ADDITIVE MANUFACTURING 3D LASER
METAL PRINTER DMLS APPLICATIONS
- HEAT TREATMENT INDUSTRY
- WIRE AND CABLE INDUSTRY
- ELECTRONICS INDUSTRY
- VEGETABLE OIL INDUSTRY
- AVIATION INDUSTRY
- SHIPPING INDUSTRY
- MINING INDUSTRY
- ENERGY INDUSTRY
- PLASTIC INJECTION INDUSTRY
- PHARMACEUTICAL INDUSTRY
- ELECTROSTATIC POWDER COATING
FACILITIES
- MAP FOOD PACKAGING APPLICATIONS




8 Bar Nitrogen Generator Installation Diagram



40 Bar Nitrogen Generator Installation Diagram




230 Bar Nitrogen Generator Installation Diagram







Small Nitrogen Generator






DISCOVER
SUSTAINABLE
AIR & GAS
SOLUTIONS



Oxygen Generator



Oxygen Generator

Discover Oxygen Production with Anka's superior quality and modern technology. PSA technology is applied in the separation of oxygen gas from compressed air. You can produce oxygen gas with PSA technology at a purity of 90% -95% with a capacity of 0.5 – 385 Nm³/h. Please contact us for our alternative products that are less costly, safe and suitable for your needs. Instead of buying an oxygen cylinder, why not produce oxygen yourself on site with low costs in the field? Anka; oxygen generators have the modern technology necessary to produce oxygen. Our Anka Oxygen Generators are your reliable, sustainable and cost-effective oxygen gas source with modern PSA technology.

Our Oxygen Generator is used in every sector where oxygen gas is needed. Sustainability is a very important option for companies that value profitability. Anka enables you to become a professional oxygen producer with an on-site oxygen generator. Produce oxygen gas yourself with Anka. Buy uninterrupted ENERGY at low costs. Produce oxygen anytime, anywhere with professional and sustainable purity. The purity suitable for your production; you can produce the amount of Oxygen you need. You can get rid of operating expenses with low air consumption and minimum cost. Discover energy innovation by taking advantage of the "SITE MANUFACTURING AND ON-SITES PLUG AND WORK" system.



Low Operating and Maintenance Costs

Long maintenance period

High quality equipment

Economical spare parts and service costs

Maintenance- no change required exhaust and valve systems

Our advantages:

Anka Oxygen Generator; It is fully tested and reliable.

It has been proven by hundreds of applications in the field around the world.

It's sustainable. It provides excellent cost savings by producing oxygen of the desired purity.

Control by touch screen

Oxygen gas parameters produced by superior modern technology can be monitored and recorded instantly on the screen.

It is designed according to the start and stop system automatically according to your oxygen consumption.

Site-specific production can be made according to customer needs.

It is fully automatic and works according to the 24/7 working principle.

It can be controlled remotely online.

It is produced according to the system of 'SITE MANUFACTURING AND ON-SITES PLUG AND WORK' system.

The control valves are of European origin, long-lasting. Maintenance-does not require change egsoz and valve technology that does not require replacement.

You can adjust the degree of purity in Force Machinery Oxygen generators.

You can meet our Force Machinery Oxygen generators anywhere in the world.

In addition to our oxygen generators with PSA principle, we also have PSA and Cryogenic oxygen production systems

INPUT PRESSURE AIR CORRECTION FACTORS			
4 BAR	5 BAR	6 BAR	7 BAR
0.75	0,9	1	1

COMPRESSED AIR INLET 7 BAR G			
PURITY	90%	93%	95%
THE RATIO OF AIR TO GAS	9	10	11

AIR INPUT HEAT CORRECTION FACTORS			
5 °C	10 °C	15 °C	20 °C
0,95	1,03	1,02	1




Oxygen Productions (Nm³/h)

MODEL	90%	93%	95%	DIMENSIONS MM			WEIGHT	ONNECTION SIZE BSP FEMALE	ELECTRIC POWER
				LENGTH	WITDH	HEIGHT			
ONK -01	0,60	0,6	0,50	400	300	1000	45 kg	1/4"	230 V AC 50-60 HZ 250 W
ONK -02	1,20	1,1	1,00	450	350	1150	60 kg	1/4"	230 V AC 50-60 HZ 250 W
ONK -03	2,40	2,3	2,00	450	400	1250	80 kg	1/2"	230 V AC 50-60 HZ 250 W
ONK -04	3,60	3,4	3,00	500	450	1350	160 kg	1/2"	230 V AC 50-60 HZ 250 W
ONK -05	7,00	6	5,00	650	450	1900	300 kg	1/2"	230 V AC 50-60 HZ 250 W
ONK -06	8,90	8,1	7,10	700	450	2000	430 kg	3/4"	230 V AC 50-60 HZ 250 W
ONK -07	10,00	9	8,00	850	550	2000	550 kg	1"	230 V AC 50-60 HZ 250 W
ONK -08	12,00	11	10,00	950	600	2180	650 kg	1"	230 V AC 50-60 HZ 250 W
ONK -09	14,50	13,2	12,00	1000	650	2250	740 kg	1"	230 V AC 50-60 HZ 250 W
ONK -10	16,00	14	13,00	1000	700	2250	810 kg	1"	230 V AC 50-60 HZ 250 W
ONK -11	18,80	16,8	15,50	1100	700	2250	890kg	1 1/2"	230 V AC 50-60 HZ 250 W
ONK -12	25,00	23	21,00	1200	750	2300	950 kg	1 1/2"	230 V AC 50-60 HZ 250 W
ONK -13	29,00	26	24,00	1600	800	2300	1100 kg	1 1/2"	230 V AC 50-60 HZ 250 W
ONK -14	39,00	34	30,00	1700	900	2400	1350 kg	1 1/2"	230 V AC 50-60 HZ 250 W
ONK -15	46,00	41	35,00	1700	1000	2500	1600 kg	1 1/2"	230 V AC 50-60 HZ 250 W
ONK -16	52,00	47	42,00	1800	1100	2600	2300 kg	1 1/2"	230 V AC 50-60 HZ 250 W
ONK -17	63,00	57	50,00	1800	1100	2500	2300 kg	2"	230 V AC 50-60 HZ 250 W
ONK -18	80,00	72	65,00	1950	1120	2800	2900 kg	2"	230 V AC 50-60 HZ 250 W
ONK -19	90,00	88	72,00	2005	1115	2900	3200 kg	2"	230 V AC 50-60 HZ 250 W
ONK -20	104,00	95	87,00	2200	1300	3000	3.500 kg	2"	230 V AC 50-60 HZ 250 W
ONK -21	137,00	125	107,00	2350	1500	3300	4.000 kg	2 1/2"	230 V AC 50-60 HZ 250 W
ONK -22	153,00	139	127,00	2450	1600	3500	5.000 kg	2 1/2"	230 V AC 50-60 HZ 250 W
ONK -23	192,00	175	160,00	2600	1700	3700	6.000 kg	3"	230 V AC 50-60 HZ 250 W
ONK -24	241,00	220	200,00	2700	1800	3900	7.000 kg	DN 100	230 V AC 50-60 HZ 250 W
ONK -25	290,00	264	240,00	2900	1900	4100	9.000 kg	DN 100	230 V AC 50-60 HZ 250 W
ONK -26	385,00	350	320,00	3100	2000	4700	11.000 kg	DN 150	230 V AC 50-60 HZ 250 W

AMBIENT TEMPERETURE 20 °C

20 °C INLET AIR Dewpoint + 3 °C



6 Bar Oxygen Generator Installation Diagram

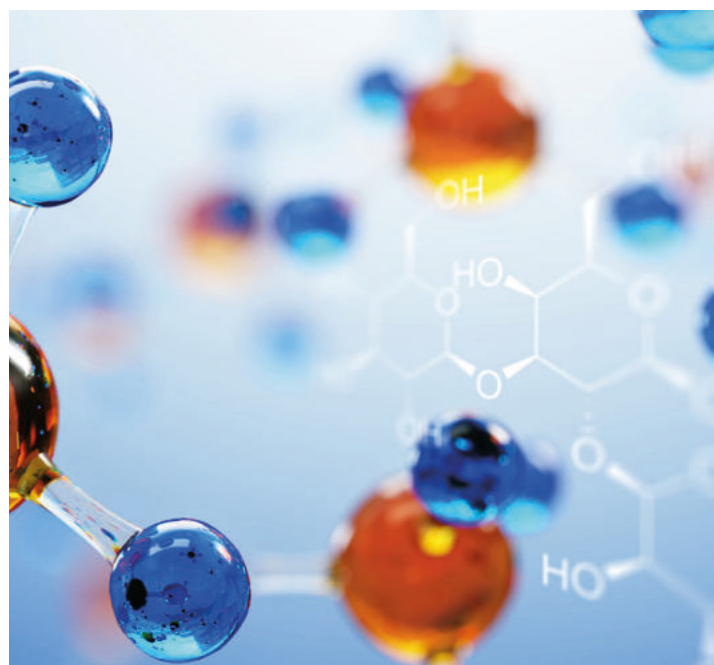




150 Bar Oxygen Generator Installation Diagram



Applications of Sector

- MEDICAL
- GLASS INDUSTRY
- MADEN –MINING
- OZONE GAS PRODUCTION
- PURIFICATION OF WASTEWATER
- FISH FARMS
- ROCK WOOL
- GLASS WOOL INDUSTRY
- METAL INDUSTRY





Air Makina San. ve Tic. Ltd. Şti

DISCOVER UNINTERRUPTED OXYGEN ENERGY



Air Makina San. ve Tic. Ltd.



Air Makina San. ve Tic. Ltd. Şti

THE OXYGEN OF THE WORLD IS HERE



ANKA
Air Makina San. ve Tic. Ltd. Şti



Industrial Remote Access and Data Collection Device

You can directly access, monitor and interfere with nitrogen and oxygen gas generators from your PC and smart phone anytime, anywhere With HUBBOX. You can collect your production data offline and online from nitrogen and oxygen generators systems. Remote access and intervention to nitrogen and oxygen generators can be performed by our technical team wherever it is in the world.

Our products offer easy and seamless access with WAN, LAN and WIFI inputs, it provides data communication with high-security SSL certificates and the most up-to-date encryption methods (ECDHE-RSA-AES256-GCM-SHA384). Two-step security for accessing your systems uses the Google Authenticator infrastructure for 2FA.



50 Bar DESICCANT AIR DRYER



FIRST AND ONLY IN TURKEY 50 Bar Working Pressure





АНКА ADD/50 BAR DESICCANT AIR DRYER

MODEL	CAPACITY (m3/h)	DIAMETER CONNECTION SIZE BSP FEMALE	DIMENSIONS MM			DEWPOINT
			LENGHT	WIDTH	HEIGHT	
ADD -0.8/50	48	1/2"	400	400	1100	-40/-70 C DWP
ADD -1.2/50	72	1/2"	450	450	1200	-40/-70 C DWP
ADD- 1.6/60	96	1/2"	500	500	1250	-40/-70 C DWP
ADD-2 /50	120	1/2"	600	650	1300	-40/-70 C DWP
ADD-2.6/50	160	1/2"	750	800	1400	-40/-70 C DWP
ADD -3.2/50	192	3/4"	750	800	1600	-40/-70 C DWP
ADD -4/50	250	3/4"	750	800	1750	-40/-70 C DWP
ADD -5/50	300	3/4"	800	850	1850	-40/-70 C DWP
ADD -6/50	360	1"	800	850	1900	-40/-70 C DWP
ADD-7.3/50	440	1"	900	960	2000	-40/-70 C DWP
ADD- 9 /50	575	1"	950	1000	2000	-40/-70 C DWP
ADD- 11/50	680	1"	950	1000	2100	-40/-70 C DWP

AIR INLET HEAT CORRECTION FACTORS

	COMPRESSOR INLET AIR TEMPERATURE					
TEMPERATURE	25 °C	30 °C	35 °C	40 °C	45 °C	50 °C
k _i	1	1	1	0.96	0.90	0.83

- Standard Accessories: Electronic Controller PLC
- All models include water separator with zero loss air or timed drain. include inlet 0.1 micron dust, 0,5 mg/m³ oil filter and at outlet 0,1 micron dust filters
- Optional Accessories: Dewpoint sensor and Energy saving mode
- Calculated Air Temperature : 35 °C (Correction factor)
- Maximum Working Pressure : 50 bar.
- Maximum Purge Air Flow-rate: %2.7 40 bar -40 Dewpoint
- Maximum Purge Air Flow-rate: % 5 40 bar -70 Dewpoint



DESSICANT AIR DRYERS





Dessicant Air Dryers (Heated and Non-Heated Type Air Dryers)

Compressed air is dried to prevent condensation and corrosion, which can disrupt production processes and contaminate products.

Production is made with modern technology by using synthetic adsorbents, active alumina, silica gel and molecular sieves to dry and purify the air for industrial solutions.

Our standard products are produced in the capacity range from 18 m/h to 10.800 m/h. Special products can be produced according to your production capacity and needs.

Dewpoint is produced according to (-)40°C to (-)70°C. The panel is positioned for electronic control and humidity indicator. Anka Dessicant air dryers offer superior performance and quality. Automatic adjustment to

changing input and ambient conditions can be achieved. Our dryers are manufactured according to 4 - 16 bar and 40 bar working pressure. It provides cost savings with low energy consumption. Discover industrial drying technology and systems.

In addition to our classical type unheated Adsorption dryers, we also manufacture Heated and zero air loss Adsorption air dryers.

ANKA ADD

MODEL	CAPACITY (m3/h)	DIAMETER CONNECTION	DIMENSIONS MM			WEIGHT KG
		SIZE BSP FEMALE	LENGTH	WIDTH	HEIGHT	
ADD-0.3	18	¼"	400	350	750	20
ADD-0.5	31	¼"	400	350	900	30
ADD -0.8	48	½"	400	350	1100	40
ADD-1	60	½"	450	400	1200	50
ADD -1.2	72	½"	450	400	1350	65
ADD- 1.6	96	¾"	450	450	1500	80
ADD-2	130	1"	450	450	1700	115
ADD-2.6	160	1"	470	450	1600	150
ADD -3.2	192	1"	490	470	1700	185
ADD -4	250	1"	500	470	1750	230
ADD -5	300	1 1/4"	520	470	1850	270
ADD -6	360	1 1/2"	550	500	1900	340
ADD-7.3	440	1 1/2"	600	550	2000	400
ADD- 9	575	1 1/2"	650	550	2000	500
ADD- 11	680	2"	700	600	2100	600
ADD -14	850	2"	1200	900	2200	700
ADD -16	1000	2"	1200	900	2250	800
ADD-21	1250	2 ½"	1400	1200	2350	1100
ADD -25	1500	2 ½"	1600	1400	2450	1350
ADD -30	1800	DN80	1800	1500	2500	1550
ADD-36	2200	DN80	1900	1500	2650	1800
ADD -45	2700	DN80	1950	1650	2750	2100
ADD-53	3200	DN100	2000	1750	2800	2450
ADD -60	3600	DN100	2000	1800	2900	2650
ADD-73	4400	DN100	2100	1850	3000	2970
ANDD-83	5000	DN150	2200	2000	3100	3350
ADD-105	6300	DN150	2400	2000	3200	3750
ADD -120	7200	DN150	2600	2100	3500	4400
ADD-146	8800	DN150	3000	2300	3600	5200
ADD-180	10800	DN200	3200	2500	3900	6000

Dessicant Air Dryers (Heated and Non-Heated Type Air Dryers)



- **Standard Accessories:** Electronic controller
- **Long-life pneumatic valves of European origin**
- **High performance active alumina**
- **Air inlet and outlet air filters. Water discharge system with zero air loss at the inlet.**
- **Optional accessories:** Dewpoint sensor and Energy saving mode
- **Maximum Working Pressure:** : 16 bar.
40 bar for 40 bar models
- **Regeneration air loss rates:**
 - 20 Dewpoint : %7.5
 - 40 Dewpoint : %15
 - 70 Dewpoint : %30
- **2% air loss rate for our Heated and Non-Heated Type Air Dryers models**

Applications of Sector :

- **All facilities that need quality dry air**
- **Hospitals**
- **Laser cutting machines**
- **Feed Company**
- **Cement factories**
- **Sugar factories**
- **Electrostatic powder coating units**
- **Natural gas pipelines**

18 Bar Dessicant Air Dryers Installation Diagram



Dessicant Air Dryers Installation Diagram





CALCULATING FLOW RATE

Correction factors for deviating operating conditions (flow rates in m³/min x k...)

Deviating working pressure p at dryer inlet												
p bar _(g)	5	6	7	8	9	10	11	12	13	14	15	16
k _p	0,75	0,88	1,00	1,06	1,12	1,17	1,22	1,27	1,32	1,37	1,41	1,46

Example:

Working pressure	8 bar	->	Factor	1,06
Compressed air inlet temperature	40 °C	->	Factor	0,96

Compressed air inlet temperature T:						
Temperature (°C)	25	30	35	40	45	50
	1,00	1,00	1,00	0,96	0,90	0,83



CLEAN ENERGY FOR A CLEAN FUTURE





Activated Carbon Integrated Dessicant Air Dryers



Activated Carbon Integrated Dessiccant Air Dryers

Anka activated carbon integrated dessiccant air dryers are produced for applications that require extremely dry compressed air and degreased air. The dessiccant dryer and the activated carbon tower complement each other. In this way, high quality oil-free dry air is obtained. NitroPlace Activated carbon integrated dessiccant air dryers are equipped with special valves and high quality moisture and oil traps.

Advantages

It is produced to work 24/7.

It is very simple to use and thanks to its hardware, the stop-start option is available automatically.

It present superior performance and quality.

It has an automatic and reliable working system.

According to customer requirements, site-specific production can be carried out.

It is fully automatic and is manufactured according to the 24/7 working principle.





Activated Carbon Integrated Dessiccant Air Dryers

- **Standard Accessories:**
- **Electronic controller**
- **European origin long life pneumatic valves**
- **High performance active alumina**
- **American and Japanese made evacuation air silencers**
- **Air inlet and air outlet filters. Zero air loss water drainage system at the entrance**
- **Optional accessories: Dewpoint sensor and Energy saving mode**
- **Maximum Working Pressure : 16 bar.**
40 bar for 40 bar models
- **Regeneration air loss rates:**
 - -20 Dewpoint : %7.5
 - -40 Dewpoint : %15
 - -70 Dewpoint : %30
- **The amount of oil remaining at the outlet :**
0,003 mg/m³ 0.003 ppm

Applications of Sector :

- **Hospitals**
- **Laser cutting benches**
- **Feed factories**
- **Cement factories**
- **Sugar factories**
- **Electrostatic powder coating units**
- **In all facilities that need oil-free quality dry air**

ANKA

Air Makina San. ve Tic. Ltd. Şti

YOUR CARBON FOOTPRINT REDUCE WITH EFFICIENT SOLUTIONS





ANKA ADD+CT ACTIVATED CARBON INTEGRATED DESSICANT AIR DRYER

MODEL	CAPACITY (m3/h)	DIAMETER CONNECTION SIZE BSP FEMALE	DIMENSIONS "MM"			WEIGHT KG
			LENGHT	WIDTH	HEIGHT	
ADD+CT-0.8	48	1/2"	550	350	1100	50
ADD+CT-1	60	1/2"	550	400	1200	60
ADD+CT -1.2	72	1/2"	550	400	1350	75
ADD+CT- 1.6	96	3/4"	550	450	1500	95
ADD+CT-2	130	1"	600	450	1700	145
ADD+CT-2.6	160	1"	650	450	1600	200
ADD+CT -3.2	192	1"	650	470	1700	240
ADD+CT -4	250	1"	700	470	1750	290
ADD+CT -5	300	1 1/4"	720	470	1850	350
ADD+CT -6	360	1 1/2"	900	500	1900	410
ADD+CT-7.3	440	1 1/2"	1170	500	2000	490
ADD+CT- 9	575	1 1/2"	1250	550	2000	600
ADD+CT- 11	680	2"	1350	600	2100	750
ADD+CT -14	850	2"	1500	900	2200	900
ADD +CT-16	1000	2"	1600	900	2250	1050
ADD+CT-21	1250	2 1/2"	1700	900	2350	1500



18 Bar Activated Carbon Integrated Dessiccant Air Dryers



Activated Carbon Integrated Dessiccant Air Dryers





Activated Carbon Towers

Activated Carbon Towers

Anka Activated Carbon Towers are designed to separate the oil steam contained in the compressed air from the compressed air. There are flow distributor diffusers at the entrance and exit of the tower. It is designed taking into account the even and homogeneous distribution of the air flow of activated carbon in the system.

There is oil mist in the form of condensation or steam due to the leaking oil from the compressor system. Activated Carbon is one of the best material used to solve air purifier, water purifier and oil problems all over the world.

Anka developed activated carbon towers to separate oil steams from compressed air.

It is produced on European standards specific to the tower entrance to ensure that the system works perfectly. The Oil Trap Filter is installed. Special products can be produced according to your production needs.

Activated carbon towers should be used because high level air quality is needed in sectors that require high technology such as automotive, chemistry, plastic, paint, industry, medical, electronics, hospital, food and beverage, aluminum and metal.

Activated Carbon Towers are designed and produced for sustainable efficiency and to obtain oil-free and odorless compressed air by removing the oil and odor contained in the compressed air from the system.

We offer solutions suitable for all kinds of needs with our activated carbon towers.

Advantages

Air filter has been applied in accordance with European standards.

It has an automatic and reliable working system.

Maximum performance is provided with low power consumption.

Equipped with a muffler at the exhaust air outlet to reduce the noise level.

Special filters for the removal of water, oil vapor, oil mist and dust particles are integrated into the system with electronically operated drain valves.



Features of Activated Carbon Towers

It removes oily odor and oil vapor in compressed air.

It provides less than 0.003 ppm of oil mist at the outlet of the Activated Carbon tower. It prevents the bearing from moving and carbon degradation/contamination for its special design.

It is to show that the air is clean by measuring the oil flow with an optional oil gauge.

Self floor installation

easy to install and build

It guarantees the purity of efficient and sustainable air with high-quality Activated Carbon made in Germany.

Inlet air temperature range: from 1.5 to 50°C





Activated Carbon Towers

- **-OPmax :** 200 mbar.
- **Working Pressure :** 16 bar max for models.for models with a pressure of 16-bar to 40 bar, the max.40 bar
- **Compressed Air Flow Rate :** 20 °C (1 bar free normal air) (ISO1217)
- **Output Oil Concentration :** 0,003 mg/m³
- **Service Life is Max..** ~ 8.000 hours 30°C 4.000 hour 45°C
- **Standard accessories:**
- **Inlet:** 1 micron oil filter
- **Output:** 1 micron dust filter



ACTIVATED CARBON TOWERS FILTERS

MODEL NO	M3/ H	DIAMETER CONNECTION SIZE BSP FEMALE	DIMENSIONS		WEIGHT	WEIGHT
			LENGTH	HEIGHT	16 BAR	40 BAR
ACT-0.3	24	1/4"	400	650	10 kg	GET INFORMATION
ACT-0.5	30	1/4"	400	800	18 kg	GET INFORMATION
ACT-0.8	48	1/2"	450	950	25 kg	75 kg
ACT-1	60	1/2"	450	1150	30 kg	90 kg
ACT-1.2	72	1/2"	450	1250	35 kg	100 kg
ACT-1.6	90	3/4"	450	1350	45 kg	120 kg
ACT-2.1	130	3/4"	500	1300	60 kg	140 kg
ACT-2.6	160	1"	500	1500	70 kg	155 kg
ACT-3.2	185	1"	500	1650	85 kg	170 kg
ACT-4.1	250	1"	550	1750	100 kg	190 kg
ACT-5	300	1 1/2"	550	1850	120 kg	215 kg
ACT-6	360	1 1/2"	600	1800	145 kg	250 kg
ACT-7.30	440	1 1/2"	600	1950	170 kg	275 kg
ACT-9.50	575	1 1/2"	650	1950	220 kg	340 kg
ACT-11,33	680	2"	650	2100	255 kg	GET INFORMATION
ACT-14,16	850	2"	750	2200	285 kg	GET INFORMATION
ACT-16,66	1000	2"	750	2300	325 kg	GET INFORMATION
ANCT-20,83	1250	2"	750	2500	390 kg	GET INFORMATION
ACT-25	1500	2 1/2"	900	2300	470 kg	GET INFORMATION
ACT-30	1800	3"	950	2500	540 kg	GET INFORMATION
ACT-36,66	2200	DN80	1000	2600	630 kg	GET INFORMATION
ACT-45	2700	DN80	1000	2700	750 kg	GET INFORMATION
ACT-53,33	3200	DN100	1100	2800	860 kg	GET INFORMATION
ACT-60	3600	DN100	1200	2900	970 kg	GET INFORMATION
ACT-73	4400	DN100	1200	3000	1170 kg	GET INFORMATION
ACT-83	5000	DN150	1300	3200	1320 kg	GET INFORMATION
ACT-105	6300	DN150	1300	3500		GET INFORMATION
ACT-120	7200	DN150	1450	3500	1860 kg	GET INFORMATION
ACT-146,6	8800	DN150	1450	3750	2150 kg	GET INFORMATION
ACT-180	10800	DN200	1450	4000	2500 kg	GET INFORMATION



Power in Production

ООО «ТИ-СИСТЕМС» ИНЖИНИРИНГ И ПОСТАВКА ТЕХНОЛОГИЧЕСКОГО ОБОРУДОВАНИЯ
Интернет: www.tisys.ru www.tisys.kz www.tisys.by www.tesec.ru www.ти-системс.рф
Телефоны: +7 (495) 7774788, 7489626, (925) 5007155, 54, 65
Эл. почта: info@tisys.ru info@tisys.kz info@tisys.by



Air Makina San. ve Tic. Ltd. Şti